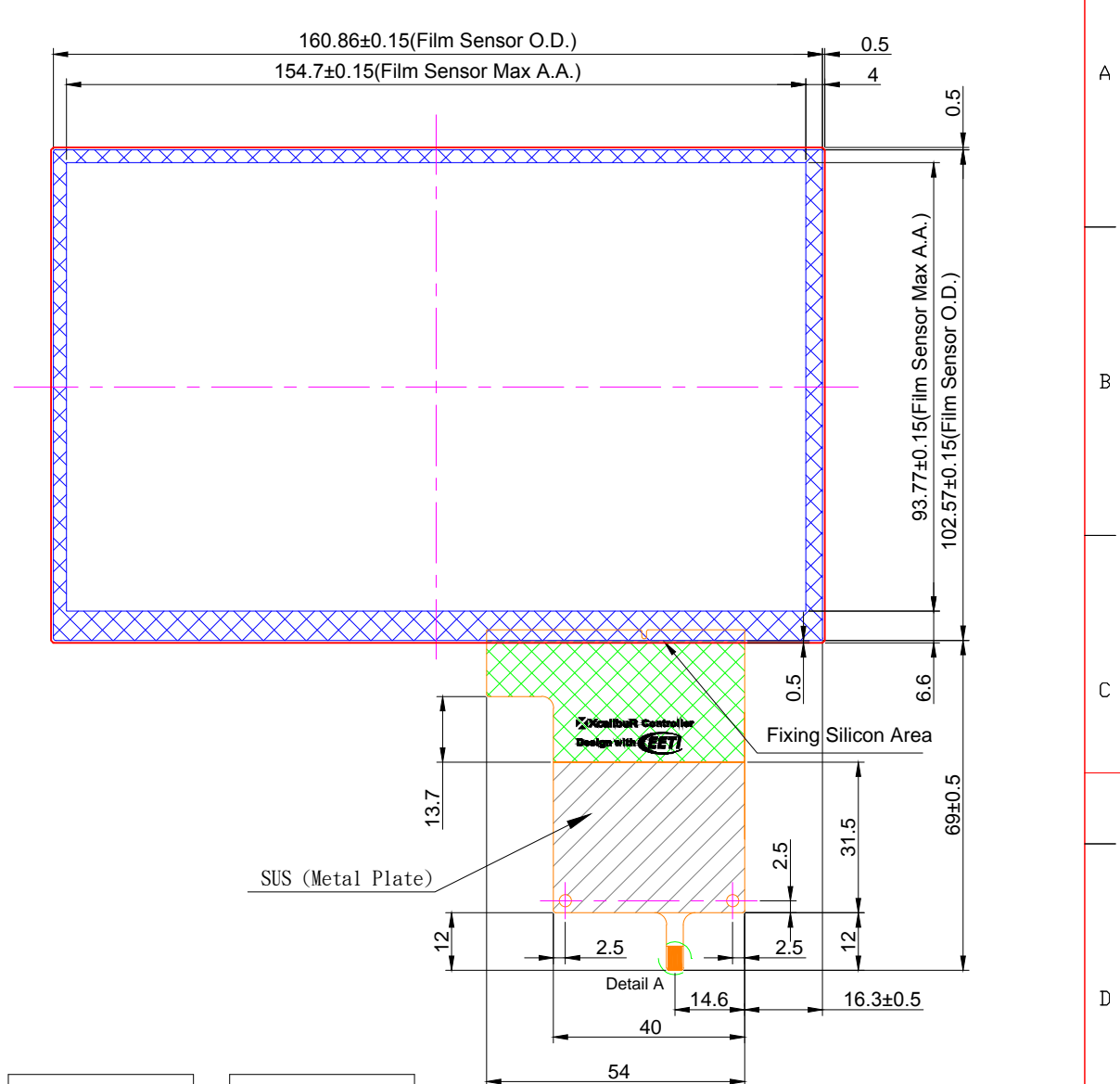
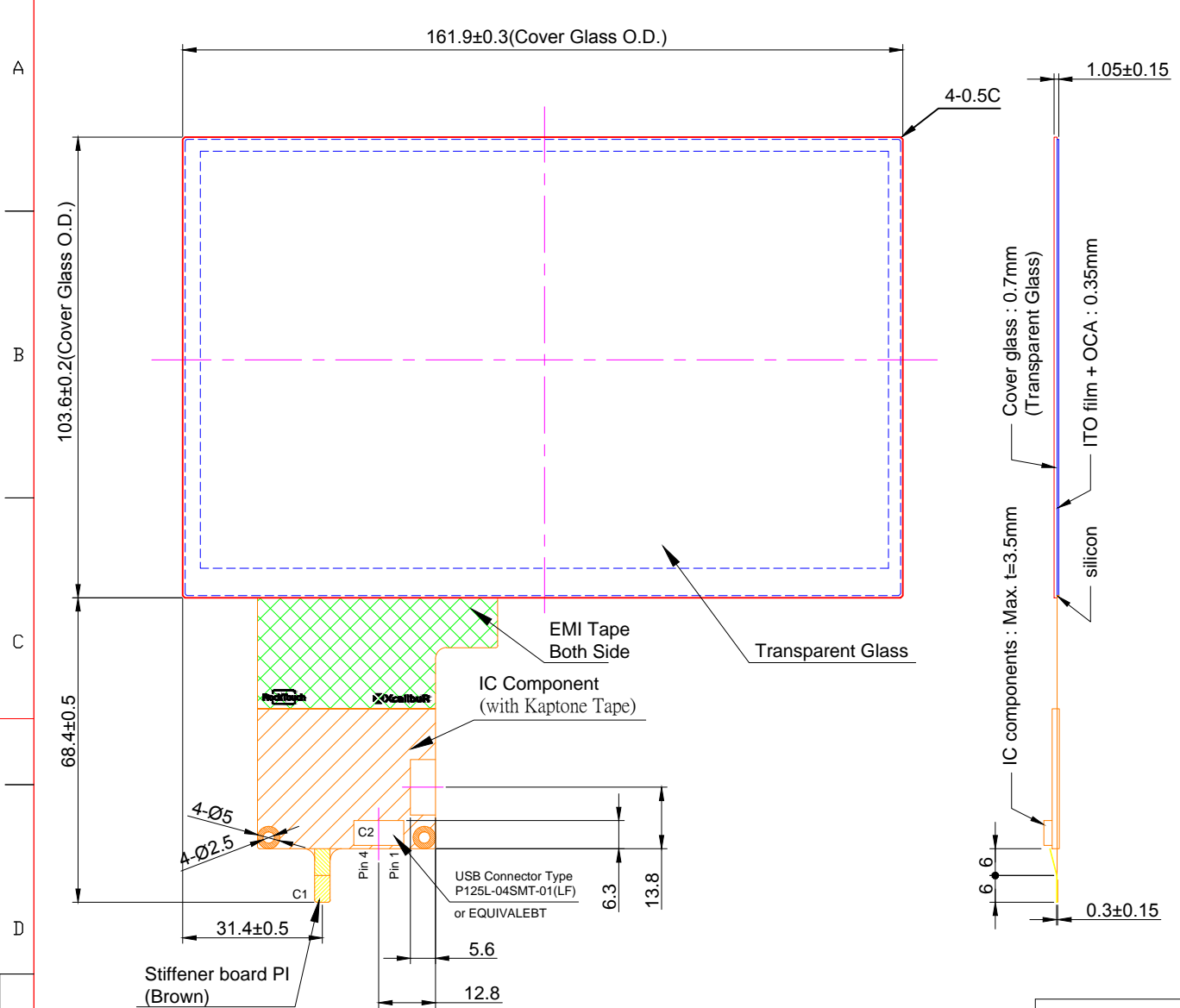


Front VIEW

Back VIEW



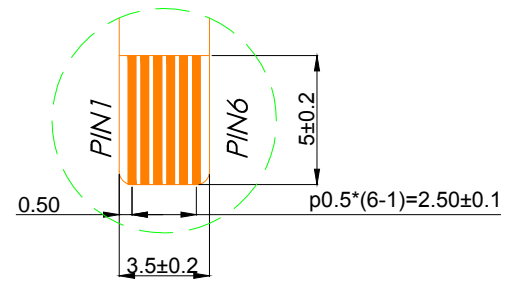
Note:

- To choose the interface just add at the end of the part number the following : - U for USB
- I for I2C
- Tolerance: ±0.3mm
- Finger input only or special conductive pen
- Surface Hardness: 6H (Chemical Strength Glass)
- Transmittance: >85% (JIS-K7105)
- Surface Treatment: none
- Distance between LCD and touch panel need to be minimum 1.0mm otherwise touch maybe will not work correctly
- If customer put a front cover all around need use at least 2mm thick gasket between touch and metal frame
- USB max ripple acceptable is 50mV, in other case touch will not work correctly
- Referring to the integration guide to avoid any integration noise issue

C1:USB (OPTIONAL)	
Pin 01	VDD
Pin 02	D-
Pin 03	D+
Pin 04	GND
Pin 05	RST
Pin 06	NC

C1:I2C (OPTIONAL)	
Pin 01	VDD
Pin 02	SDA
Pin 03	SCL
Pin 04	GND
Pin 05	RST
Pin 06	INT

C2:Pin Define for USB 4 pin	
Pin 01	GND
Pin 02	D-
Pin 03	D+
Pin 04	VDD



Detail A

圖號 RTPC070W-X07TG1



版	年	月	日	設計	審查	變更	內容
設計	2015/07/09	Johnny	審查	Kevin		承認	

日期 原圖 管理 元